

KIPP DC - Arts and Technology Academy PCS

Message from the School

Grounded in the values of community, grit, honor, and joy, KIPP DC Arts & Technology Academy prepares students with the foundational academic skills and mindsets that are necessary for success in rigorous and joyful elementary schools. Upon completion of Kindergarten, Arts & Technology students move onto KIPP DC Quest Academy.



📍 5300 BLAINE STREET NE, Washington, DC 20019
 🏠 Ward 7
 📞 (202) 398-6811

School Instructional Hours

Monday: 08:00 AM - 04:00 PM
Tuesday: 08:00 AM - 04:00 PM
Wednesday: 08:00 AM - 04:00 PM
Thursday: 08:00 AM - 04:00 PM
Friday: 08:00 AM - 04:00 PM

Total Students (2021-22 Ever-Enrolled): 333

Total Teachers: 53

Total School Leaders: 9

Grades Served: PK3, PK4, KG

Principal: Quintin Lewis

Title-I Status: Yes

Local Education Agency (LEA): KIPP DC PCS

School Uniforms Required: Yes

Bus Line(s): 96, 97, U5, U6, W4

Metro Line(s): Benning Rd; Capitol Heights

Before Care Offered: Yes

- **Cost:** Sliding Scale

After Care Offered: Yes

- **Cost:** Sliding Scale

School Program Information

Blended Learning
 Extended day
 Extended Year

Parent Organization

Parent Organization Offered: Yes

Parent Organization Contact: Vanessa Gerideau
 (Vanessa.Gerideau@kipppdc.org)

Parent Organization Website: Not Provided

Extracurricular & Enrichment Activities

Washington Ballet's Dance DC

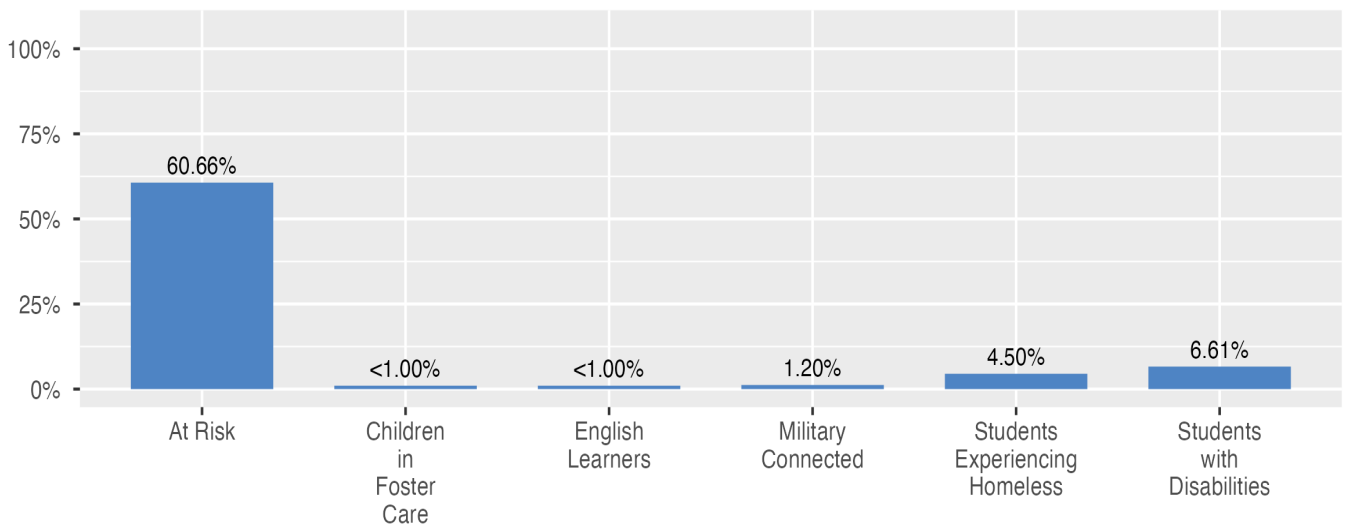
School Enrollment

The ever-enrolled count is the total number of students who are enrolled at any point during the school year; a student who attends a school for one day or 180 days is counted the same way. For this reason, the ever-enrolled count will always be larger than the audit count.

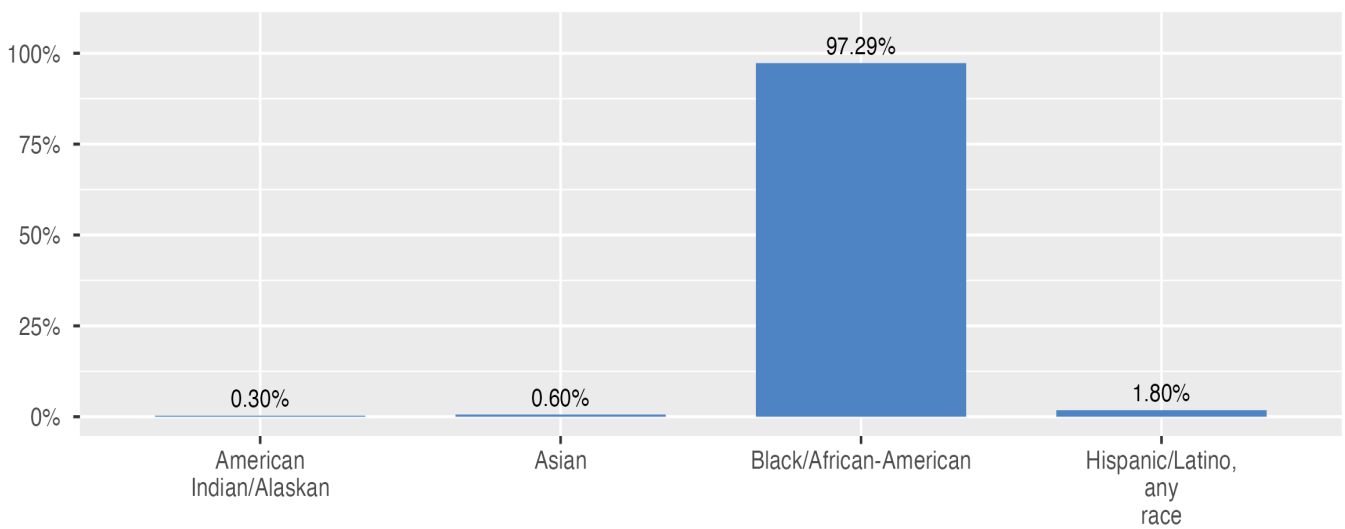
2021-22 Ever-Enrolled by Grade Level

PK3	PK4	KG
96	116	121

Enrollment by Student Group



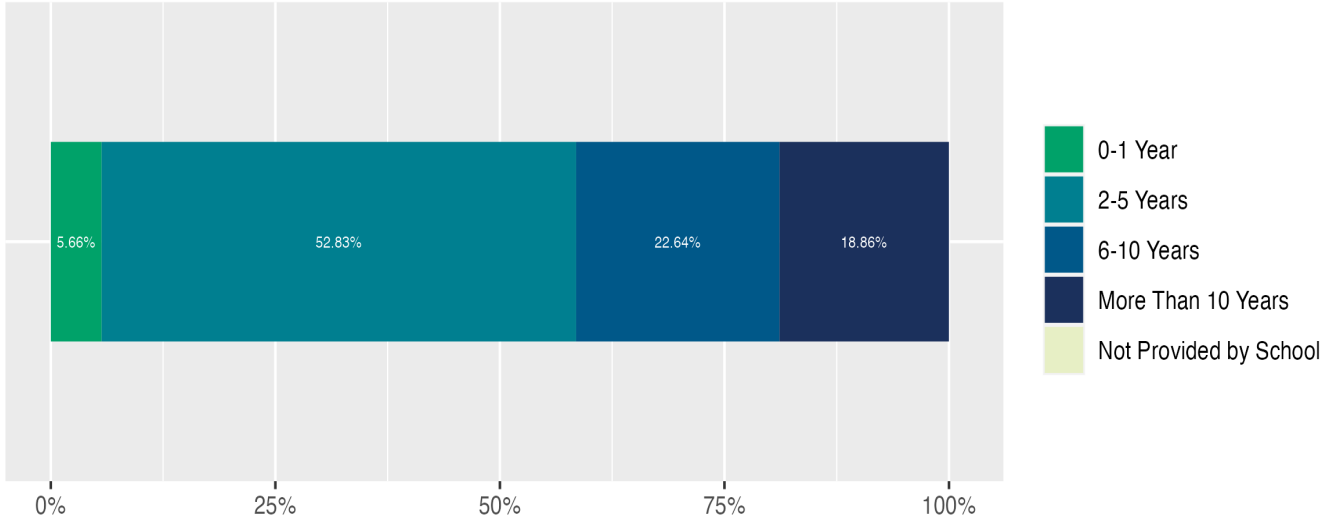
Enrollment by Race/Ethnicity



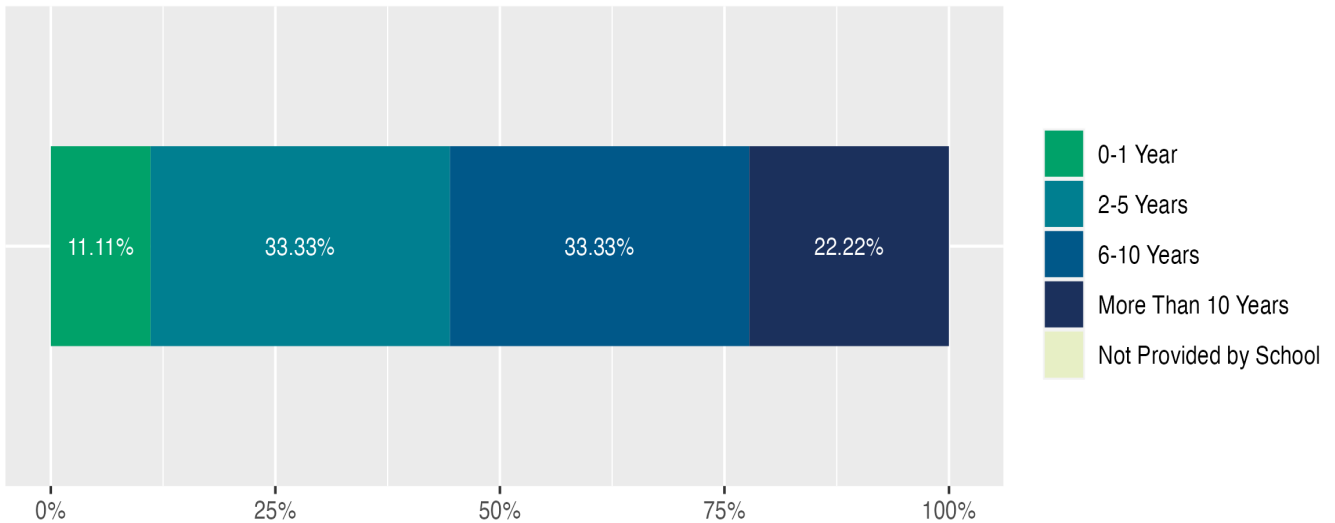
Teacher and School Leader Data

This page includes information about teacher experience levels in DC Public Schools and public charter schools. For DC Public Schools, it also includes information about credentialed and in-field teachers.

Teacher - Years of Experience



School Leader - Years of Experience

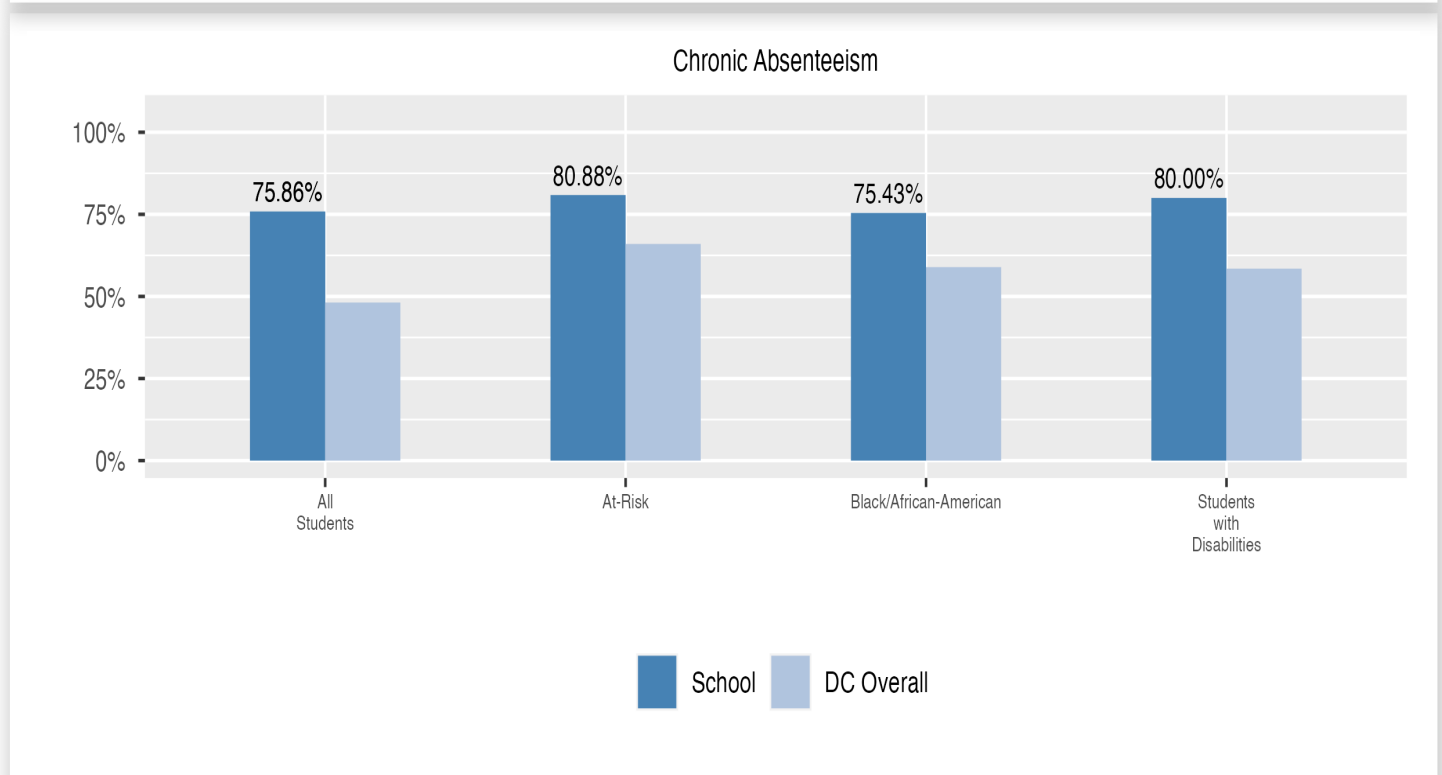
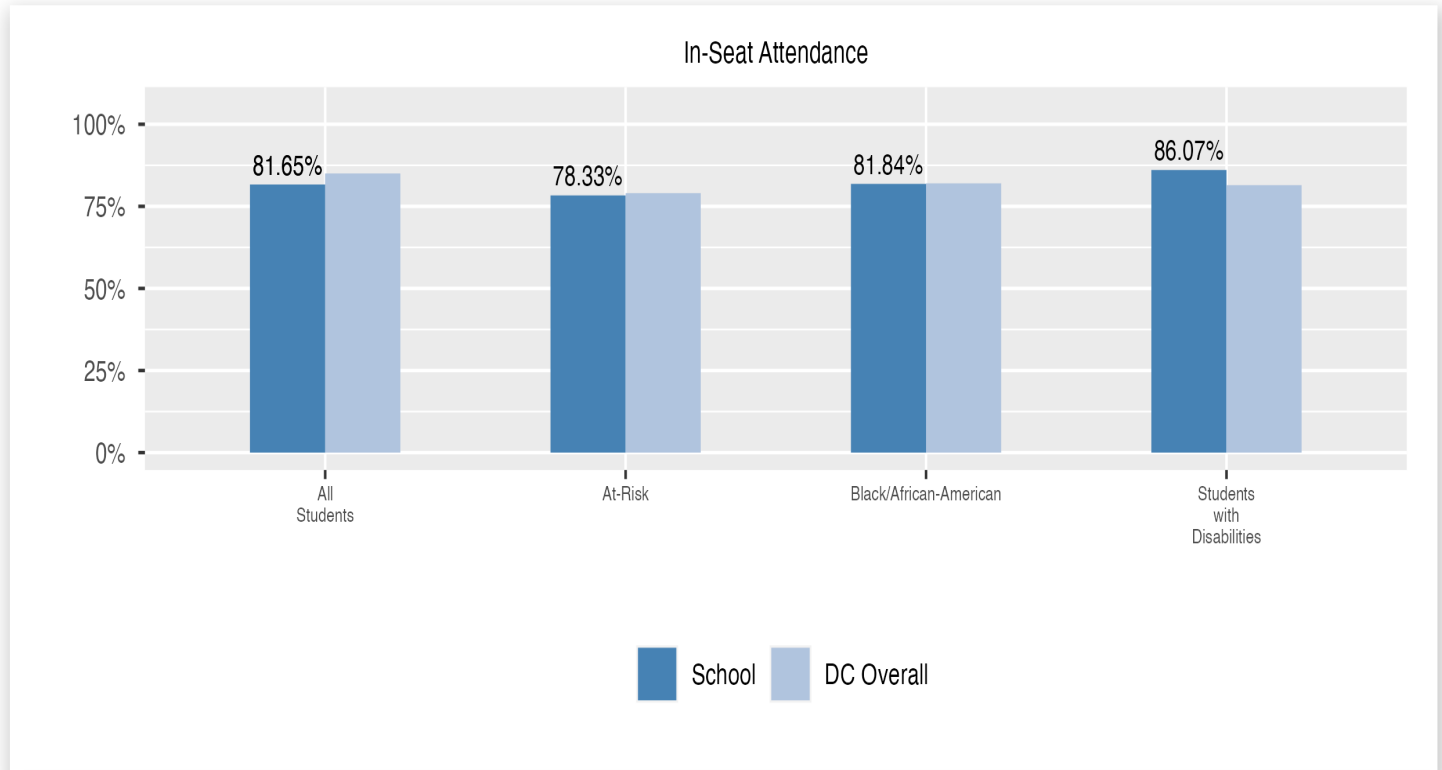


School Safety and Discipline

Information about discipline and school safety in DC, in accordance with the U.S. Department of Education's Civil Rights Data collection, including suspensions and expulsions for students, school related arrests, reported incidents of violence, bullying, and harassment are available in the OSSE Discipline report and data files (<https://osse.dc.gov/page/data-and-reports-0>).

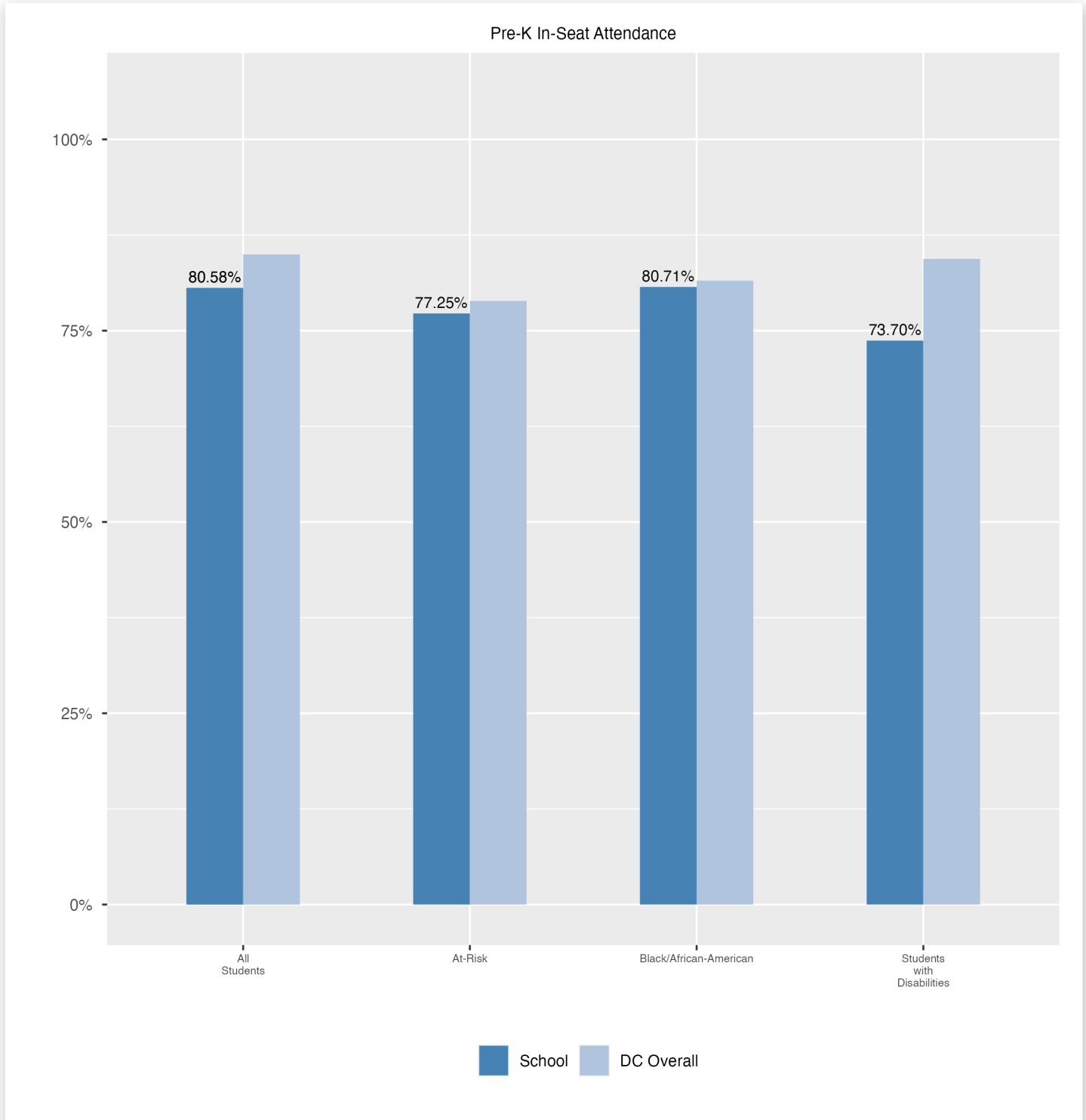
Attendance

Review information on attendance below, including in-seat attendance for all students (there is a separate measure of attendance for pre-K students, since pre-K is not compulsory), and the percentage of students chronically absent, meaning that they miss at least 10% of the school days for which they are enrolled throughout the school year at the school.



Pre-K In-Seat Attendance

Review information on attendance at the school. This includes in-seat attendance for all students (including a separate measure of attendance for pre-K students, since pre-K is not compulsory), the percentage of students chronically absent, meaning that they miss at least 10% of the school days for which they are enrolled throughout the school year at the school.



Student Enrollment Changes

Explore information on how much the population at the school changes throughout the year or from year to year. It shows information about changes in enrollment, including whether students leave or enter the school mid-year, and whether eligible students choose to re-enroll in the school.

